

PRACTICAL INFORMATION



FACULTY
OF SOCIAL SCIENCES
Charles University

AGENDA

- 1) Your very first day in Prague
- 2) Registration at the Foreign Police Office
- 3) Public Transport
- 4) Housing and Cafeterias
- 5) Emergency contacts
- 6) Health Insurance
- 7) Bank account
- 8) Phone provider
- 9) Libraries, Printing and Wi-Fi
- 10) Food and drink culture



YOUR VERY FIRST DAY IN PRAGUE

- **FSV website**

Check our website about [Arrival Info](#)

- **Find the way from the airport to your accommodation**

By taxi: you can use the apps [UBER](#), [BOLT](#), or take one of the taxis standing outside the airport.

By bus + metro:

Bus No. 119 to metro station Nádraží Veleslavín - green line - and then by [metro](#)

or Bus No. 100 to metro station Zličín - yellow line - and then by [metro](#).

You will need a 40 CZK ticket, valid for 90 minutes.

- **Check in at your accommodation**

At Charles University dormitory you will need: Your passport or ID card, the original of your Accommodation Voucher, one photograph and the copy of the deposit payment.

If you arrive after the [office hours](#): Don't worry, you will be housed for the night and registered the following day.

- **Relax, you made it to Prague!**



REGISTRATION AT THE FOREIGN POLICE OFFICE

Are you staying in a CU dormitory?



You have been already registered by the dormitory office



Are you staying in a private accommodation?



You have to register at the Foreign Police Office



When?

EU/EFTA – 30 days after your arrival
Non-EU – 3 days after your arrival



Take with you:

- Passport/ID card
- Student ID Card
- Health Insurance valid for the Czech Republic



REGISTRATION AT MOI

Visa Holders



You don't need to register.
Only when you apply for the
renewal – long term
residence permit.

Residence Permit Holders



Entering visa valid a few months.
Obligation to register at [MOI](#)

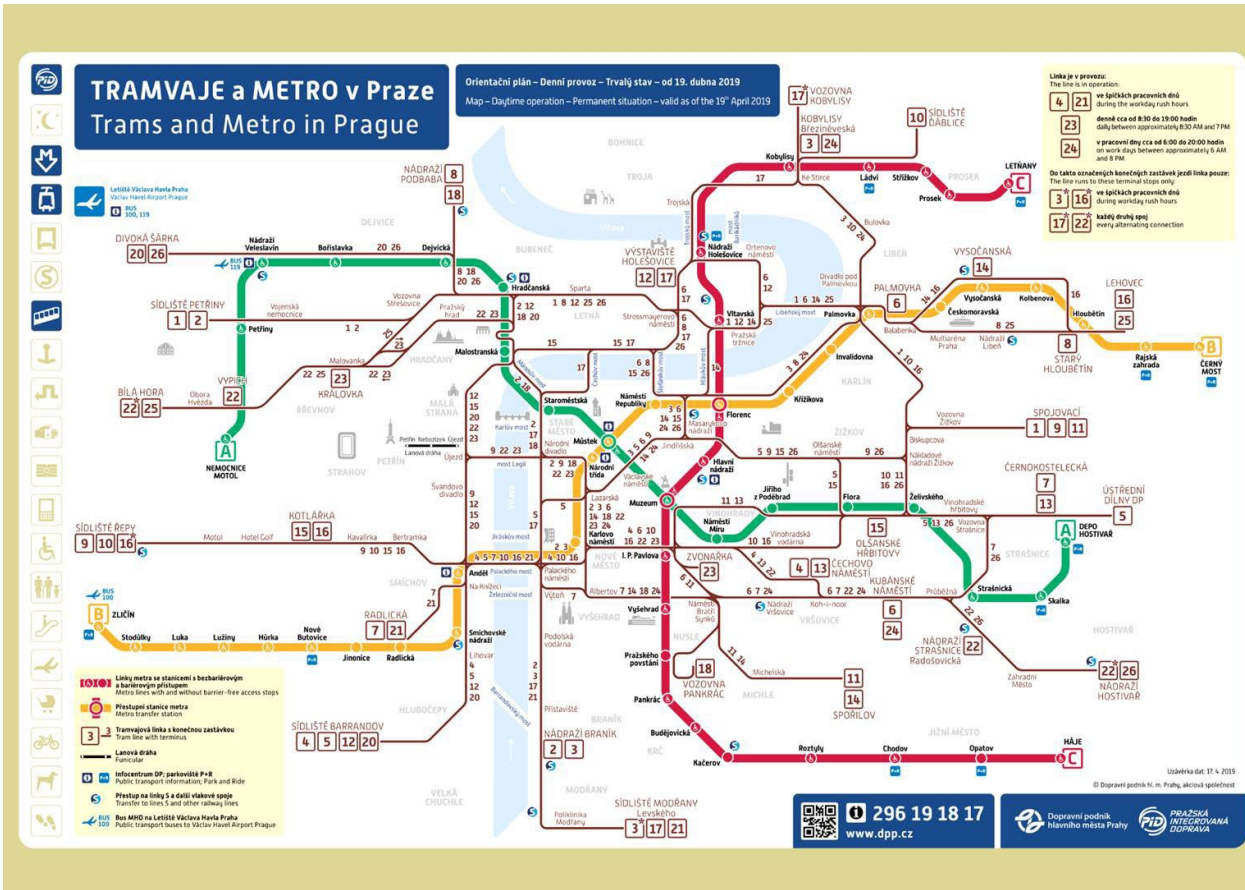


MOI Student Office – [Hladkov](#)
[Online Appointment](#) needed
Phone Reservation - 974 801 801

- Registration after the arrival
- Biometrics - Czech ID Card
- Visa Renewal



PUBLIC TRANSPORT



Prague public transport system:
3 metro lines
27 tram lines
150+ bus lines

Find connections and timetables [here](#)

PID or IDOS app for quick and easy travel planning

With its **night timetable**, public transportation is available 24/7.




PUBLIC TRANSPORT


1) SINGLE TICKETS

- You can buy single tickets at the **newsagent's/ticket machines** at the airport/bus stops/via sms/by credit card in all trams.
- PID Lítačka app for online ticket purchase
- Within the chosen time frame (30 min, 90 min,...) you can change as many means of transport as you wish.
- You must **activate your ticket** once you enter the public transport/metro area.
- No student discount available.



All tickets are valid on all these means of transport:



Only  needs a special ticket!

Validity	Full price
30 min.	30 CZK
90 min.	40 CZK
24 hod.	120 CZK
72 hod.	330 CZK

PUBLIC TRANSPORT

2) TRAVEL PASSES – Lítačka card

- Available for 30 days, 90 days or one year.
- You can buy them at [Info Centers](#) by metro stations.
- Discounted rates for students up to 26 years.
- Keep your card with you in case you meet a ticket inspector!

Students up to 26 years
Bring your student ID card
to buy the discounted pass

ATTENTION: it can take 24 hours for your student profile to be uploaded on your card.



More information about public transport in Prague can be found [here](#).



The badge above is carried by ticket inspector – show them your Lítačka card or ticket



Pay extra attention to the traffic:
tram goes always first!



BIKE SHARING

- Available in wider city centre, limited in winter
- [Rekola](#) app (approx. 1 EUR/1 hour, 8 EUR monthly subscription)
- [Nextbike](#) app (approx. 30 CZK/30 min)
- 2x15min ride a day for free if you have a Lítačka card (Public transport pass)
- Use bike lanes and signal with your hand when turning left or right



[Map of special Bike roads](#)

HOUSING AND CAFETERIAS

Charles University Dormitories

- [Information and price list](#)
- [Accommodation code](#)
- [Housing Assistants](#)



Private accommodation



Charles University Canteens



GENERAL EMERGENCY



**General Emergency phone
number:
112**

Document and legal issues



Contact your [Embassy or Consulate](#)

Psychological assistance



[Faculty Psychological help](#)
[Centre Carolina counselling](#)

Emergency interventions



[Crisis centers in Prague](#)



HEALTH INSURANCE

Students from the EU, EFTA countries – EHIC card

- Before going to a doctor's, double check that he/she has a contract with the Czech Public Health Insurance System
- Your **EHIC card** covers **the costs of standard medical treatment**
- We recommend to register your EHIC card at a **Czech insurance provider** ([VZP](#) – or [others](#)).
VZP office address: [Na Perštýně 6, Prague 1](#)
- More information [here](#).

Students from non-EU countries

- You are required to have **your private health insurance**.
- For Visa applications made after August 2, 2021, Health insurance must be may be taken out exclusively with [Pojišťovna VZP, a.s.](#) (Comprehensive Insurance) – changing this year
- More information [here](#).



BANK ACCOUNT

- **Required documents:**

2 IDs (e.g. Passport and Driving license)

Study confirmation or ISIC card – to prove Student status

Initial deposit – around 200 CZK

Other requirements may differ depending on the bank's policy

- **Recommended banks**

e.g.: Raiffeisen bank, Komerční banka, Air Bank

Most banks offer a version of student account (free maintenance/other benefits)

- **Location**

Best to open an account at a branch in the city centre – less chance of language barrier

- **Cards vs Cash**

Most places accept debit card payments, but it's a good idea to have some cash on you



PHONE PROVIDER

- **EU SIM Cards**

Can be used in Czechia with no additional charges, but pay attention to possible data limits

Vice versa - SIM cards bought in Czechia can be used within EU

- **3 main providers:**

Vodafone

T-Mobile

O2

Student tariffs and bundles available – remember to bring your ISIC

- **Prepaid card or Tariffs**

Prepaid card – no personal registration, no deposit

Postpaid Tariffs – Personal contract paid monthly, better for longer periods, check for termination conditions

- **Location**

best to go to a branch in the city centre – less chance of language barrier



FOOD AND DRINK CULTURE

- **Veggie options**

Czech cuisine is not very veggie friendly, but many restaurants in Prague offer veggie options of other cuisines

Happy Cow app shows veggie restaurants near you

- **Grocery shopping**

Supermarkets - each chain has a membership card/app which offers significant discounts

Small corner shops - Žabka, Vietnamese grocery shops (longer hours but may be pricier)

Farmer's markets – local produce and animal products, but higher prices

Ethnic cuisine shops – spices and specialized ingredients

- **Drinking age**

Legal drinking age in Czechia is 18 years old




LIBRARIES, PRINTING, WI-FI

Faculty libraries:

- located at **Hollar** and **Opletalova** building
- Free of charge, bring your student ID card
- Loan period 30 days, 2x extended



Other libraries:



Klementinum – historical library
located in the city center



National Library of Technology at Dejvicka

Wi-Fi: EDUROAM - <http://uvt.cuni.cz/UVTENG-20.html>

Printing: Available in dormitories, computer labs and libraries for a small charge.



ADDITIONAL TIPS

- **EVENTS**

Follow **Social Media of [FSV UK Circle](#)** – compilations of event info for the week + tips on student friendly Coffee shops, etc.

- **RECYCLING**

Recycling is fairly common in Czechia. Most places will have a **yellow** trash can for plastics and **blue** for paper. **Dome-shaped** trash cans are for glass.

- **NIGHT QUIET**

By general rule, residential areas require complying with the no-disturbance period between 10 pm and 6 am.

- **MULTISPORT CARD**

[Multisport card](#) is a student membership that allows 4 free entries a month to a wide range of sport and wellness establishments around Prague for a price of 299 CZK a month + 4 free Bike shares



CHECK LIST - WHAT TO DO UPON ARRIVAL

- ✓ Register at the **Foreign Police Office**
- ✓ Buy your **travel pass**
- ✓ EU nationals - **validate your Health Insurance** at VZP
- ✓ NON-EU nationals – **check that you have valid Health Insurance**



[Contact us!](#)

